

Friends and Family Test Results

Aug 2023

1. Our Service

Overall how was your experience of our service?

Very good	258
Good	40
Neither good nor poor	3
Poor	6
Very poor	1
Don't know	1
Total	309



2. Your Comments

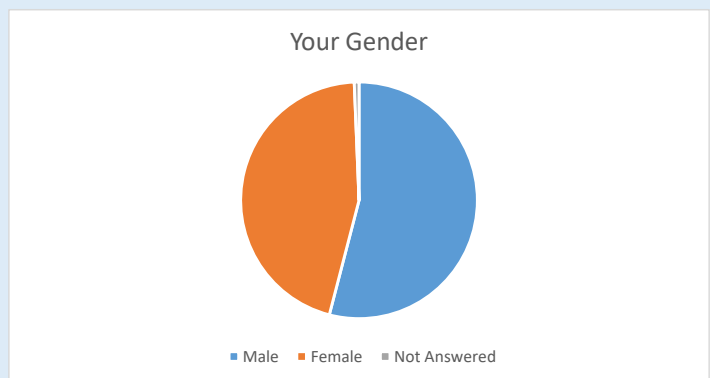
Please can you tell us why you gave your answer?

Please tell us about anything that we could have done better



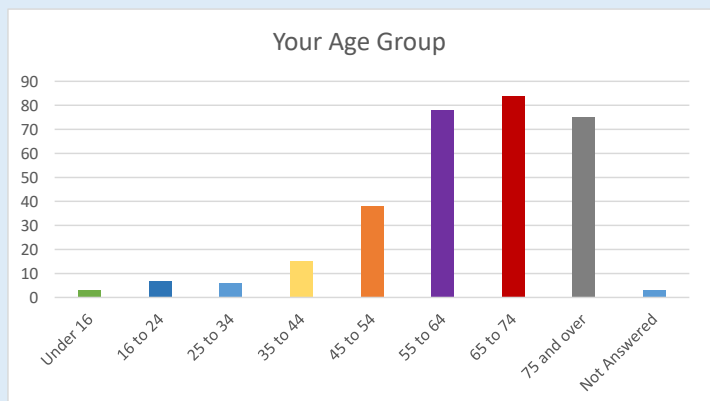
3. Your Gender

Male	167
Female	140
Not Answered	2
Total	309



4. Your Age Group

Under 16	3
16 to 24	7
25 to 34	6
35 to 44	15
45 to 54	38
55 to 64	78
65 to 74	84
75 and over	75
Not Answered	3
Total	309

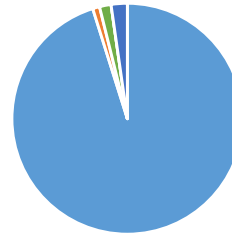


5. Your Ethnicity

White British	294
White Other European	3
Black, Black/British	5
Chinese, Chinese/British	0
Not Answered	7

Total 309

Your Ethnicity



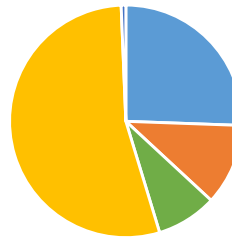
■ White British ■ White Other European ■ Black, Black/British
■ Chinese, Chinese/British ■ Not Answered

6. Your Employment Status

Full Time Employment	79
Part Time Employment	35
Not Employed	26
Retired	167
Not Answered	2

Total 309

Your Employment Status



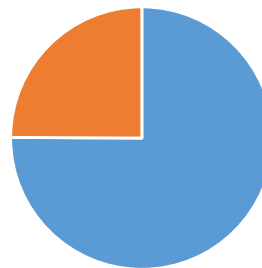
■ Full Time Employment ■ Part Time Employment ■ Not Employed
■ Retired ■ Not Answered

7. Your Preference

We may Publish	232
We may not publish	77

Total 309

Your Preference



■ We may Publish ■ We may not publish